

TEST REPORT

TEST NAME SUPFLEX ANCHOR BAR TENSILE TEST

CONSIGNMENT UNIT SUPFLEX PONTOON MOORING SYSTEMS INC.

UNDERTAKE UNIT EXPERIMENTAL CENTRE OF ENGINEERING MECHANICS

VERIFICATION

EXAMINE AND APPROVE

DATE OF TEST

A circular stamp containing the Chinese characters '上海交通大学' (Shanghai Jiao Tong University) and '实验力学中心' (Experimental Mechanics Center). A signature is written across the stamp.

April 12, 2004.

TEST REPORT OF ENGINEERING MECHANICS EXPERIMENTAL CENTRE

CONSIGNMENT UNIT: SUPFLEX PONTOON MOORING SYSTEMS INC.
TEST CONTENT: SUPFLEX ANCHOR BAR TENSILE TEST
TEST EQUIPMENT: ZWICK/ROELL MATERIALS TESTING MACHINES
 TEST LOAD IN TENSILE/COMPRESSION $\pm 50\text{KN}/1\text{KN}$
 KLASSE: $\pm 0.5\%$.

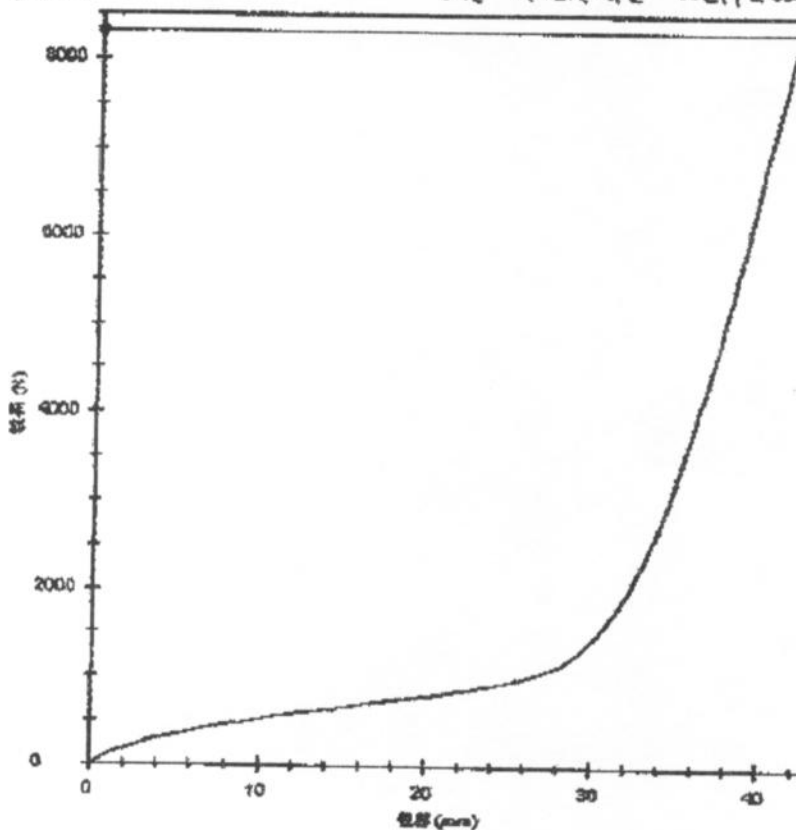
TEST REQUIREMENT: WHEN THE TEST SPEED IS 0.5mm/s, TWO SAMPLE OF ANCHOR BAR EVERY 6 HOURS UNDER THE CONDITION OF 8.3kN TEST LOAD IN TENSILE AND REPORT THE COEFFICIENT OF EXTENSION OF THE MIDDLE RUBBER JOINT

TEST RESULT: No.1-2. UNBREAK UNDER THE TENSION LOAD 8.3KN EVERY SIX HOURS

SAMPLE NO 1: (first time) THE AVERAGE COEFFICIENT OF EXTENSION IS 55.77%.

THE AVERAGE COEFFICIENT OF EXTENSION IS 54.60%.

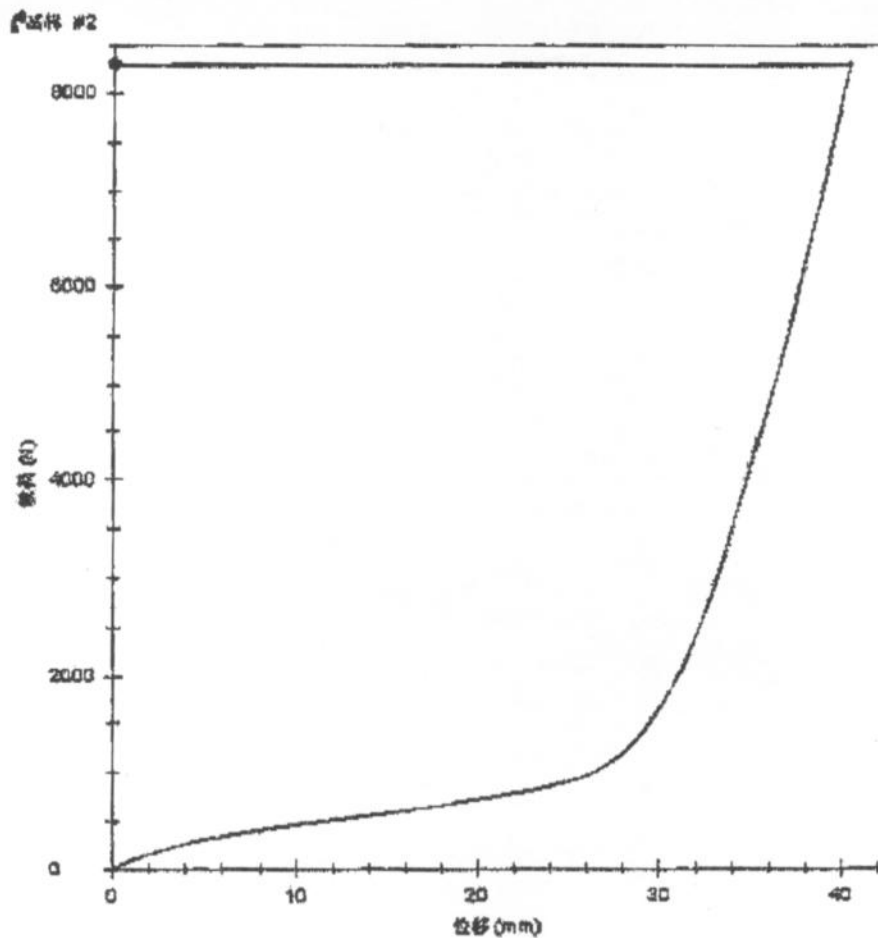
FIG. #1



AP	Run
1	0298.00

Handwritten signature

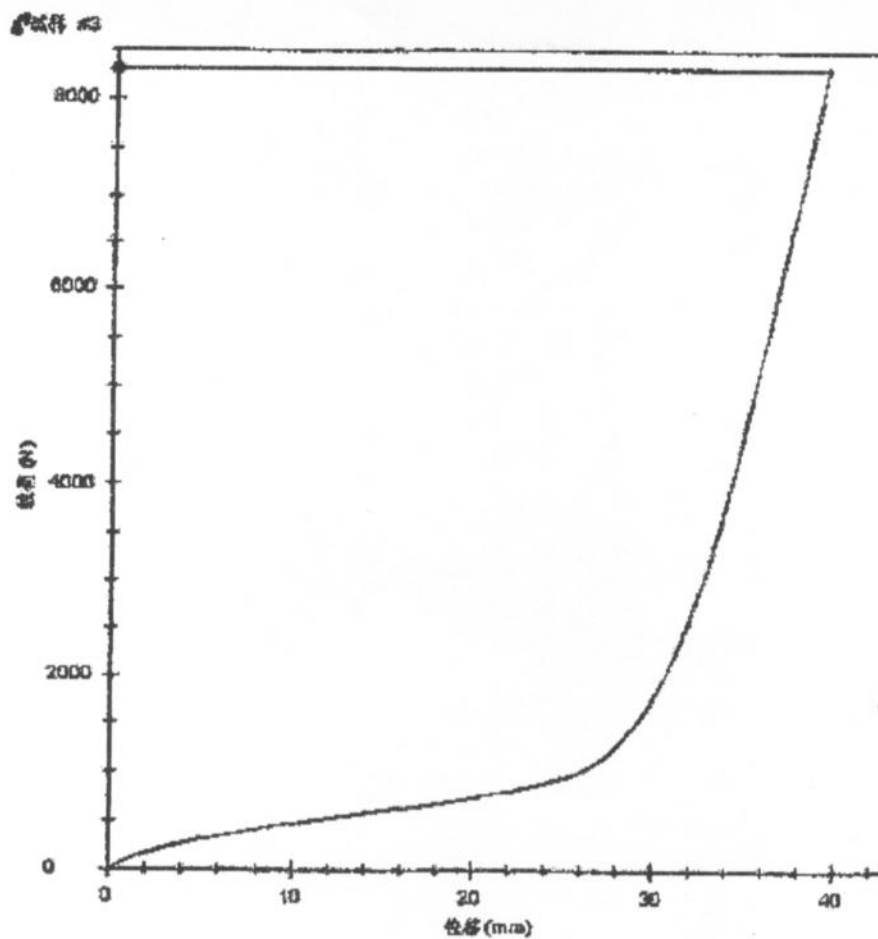
The original length of the rubber joint L_0	Extension of the rubber joint ΔL	Coefficient of extension
71.00mm	42.03mm	59.20%



Nr	Rm
3	8094.80

The original length of the rubber joint L_0	Extension of the rubber joint ΔL	Coefficient of extension
73.40mm	40.48mm	55.15%

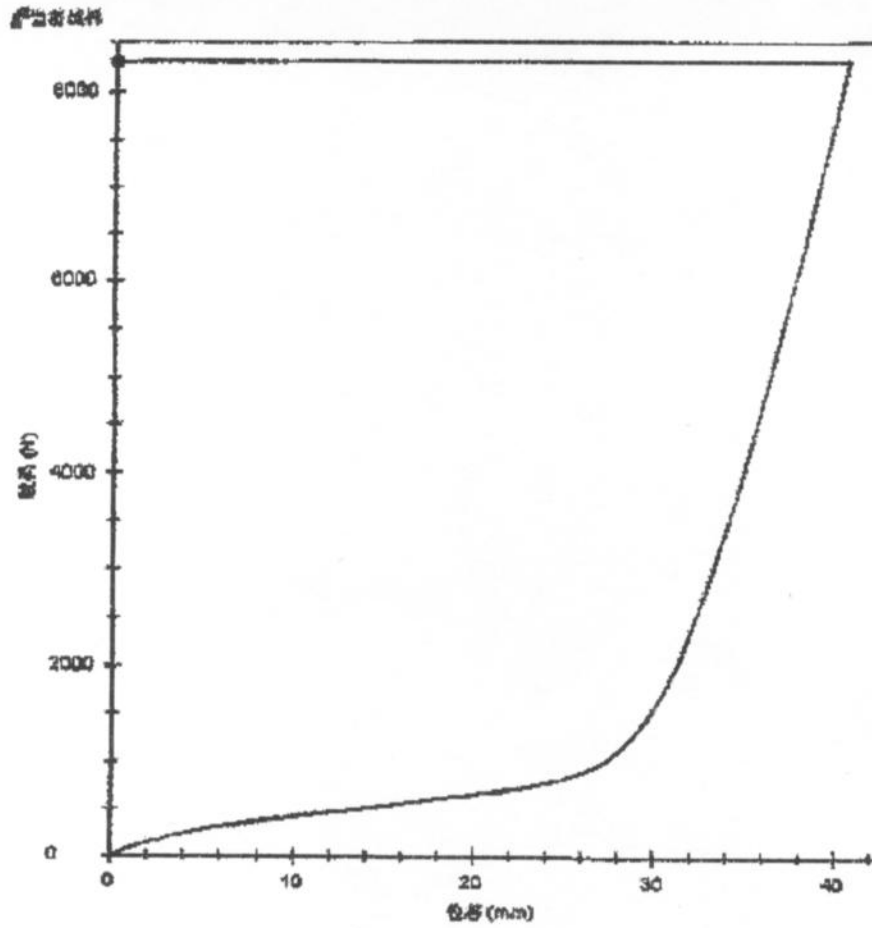
SAMPLE NO 1: (third time)



Nr	Form
3	0395-16

The original length of the rubber joint L_0	Extension of the rubber joint ΔL	Coefficient of extension
73.48mm	39.48mm	53.73%

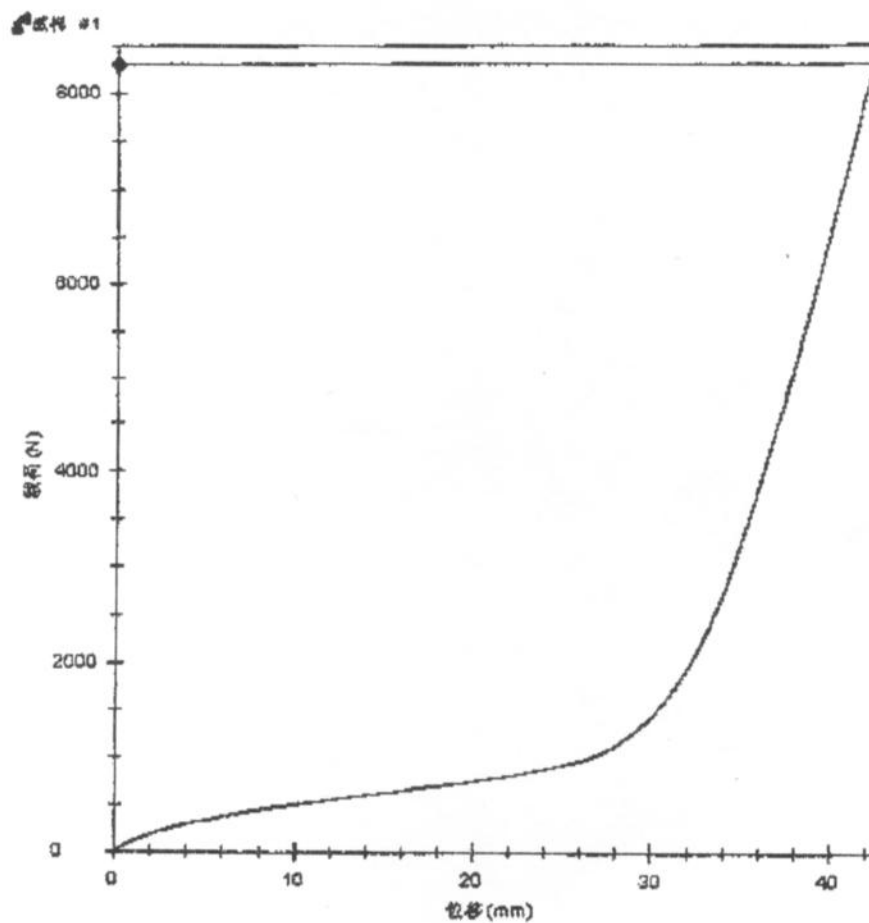
SAMPLE NO 1: (forth time)



№	№
№	№
1 1258.00	

The original length of the rubber joint L_0	Extension of the rubber joint ΔL	Coefficient of extension
73.90mm	40.65mm	55.00%

SAMPLE NO 2: (first time)

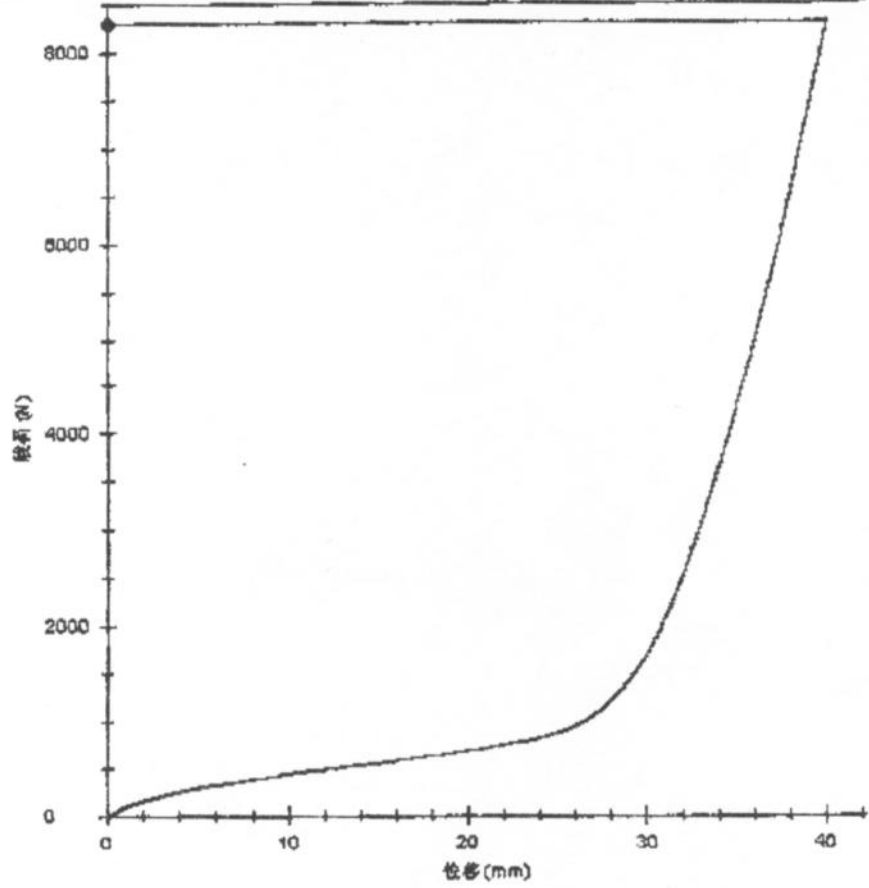


Nr	Rm
1	3297.10

The original length of the rubber joint L_0	Extension of the rubber joint ΔL	Coefficient of extension
72.00mm	42.37mm	58.85%

試件 #2

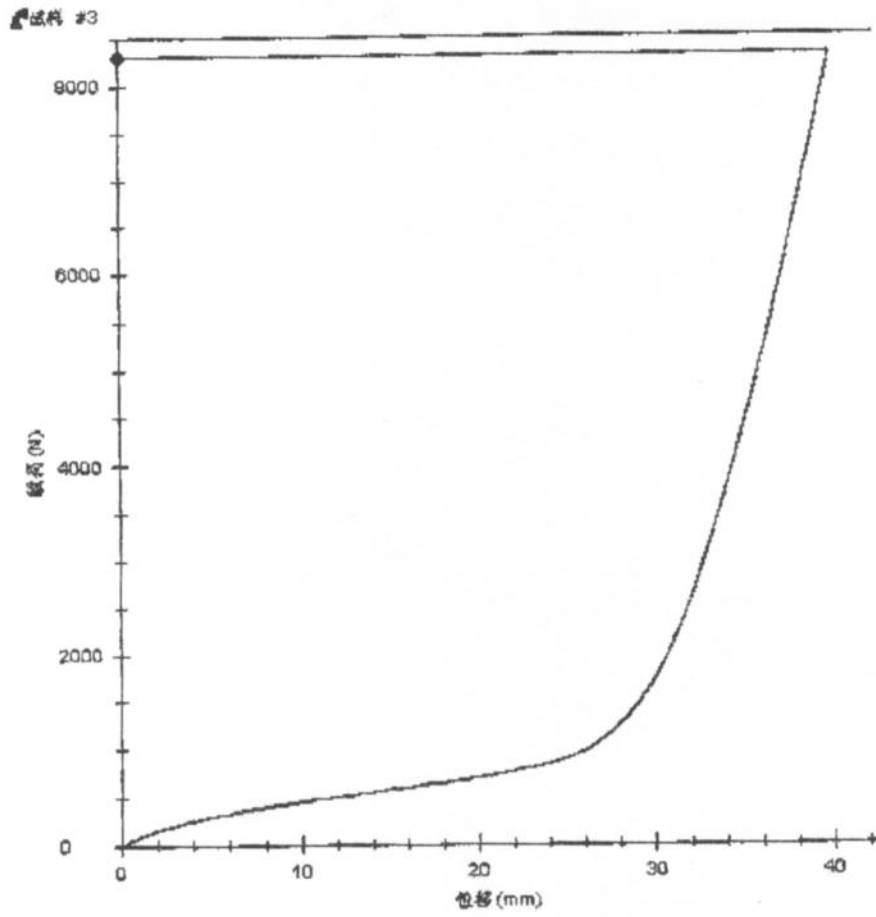
Nr	Rm N
2	8295.24



The original length of the rubber joint L_0	Extension of the rubber joint ΔL	Coefficient of extension
75.00mm	40.05mm	53.40%

17

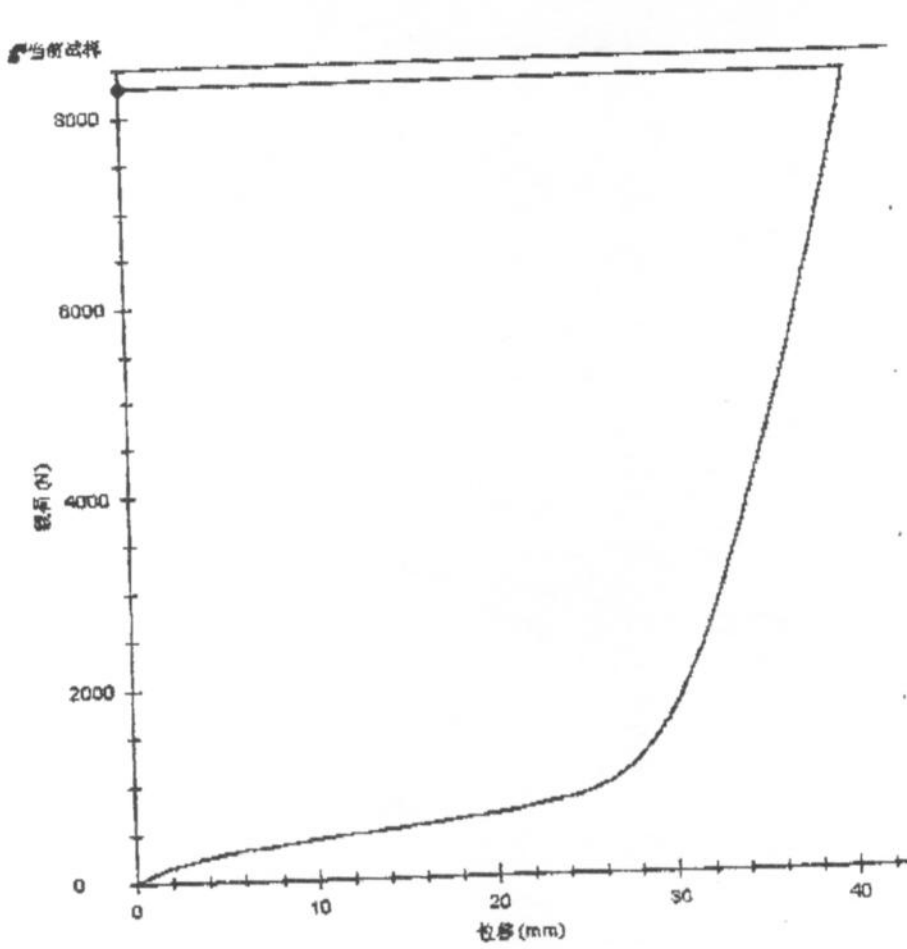
SAMPLE NO 2: (third time)



Nr	Rm
3	3297.19

The original length of the rubber joint L_0	Extension of the rubber joint ΔL	Coefficient of extension
75.30mm	39.86mm	52.93%

SAMPLE NO 2: (forth time)

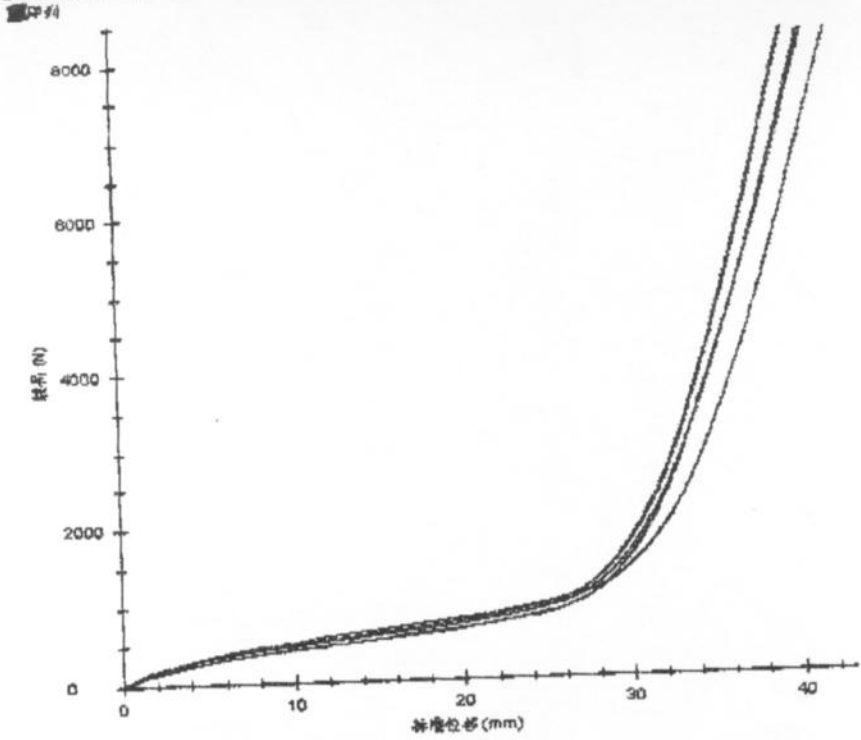


F_e	F_m
	N
+	6286.58

The original length of the rubber joint L_0	Extension of the rubber joint ΔL	Coefficient of extension
75.30mm	40.08mm	53.23%

19

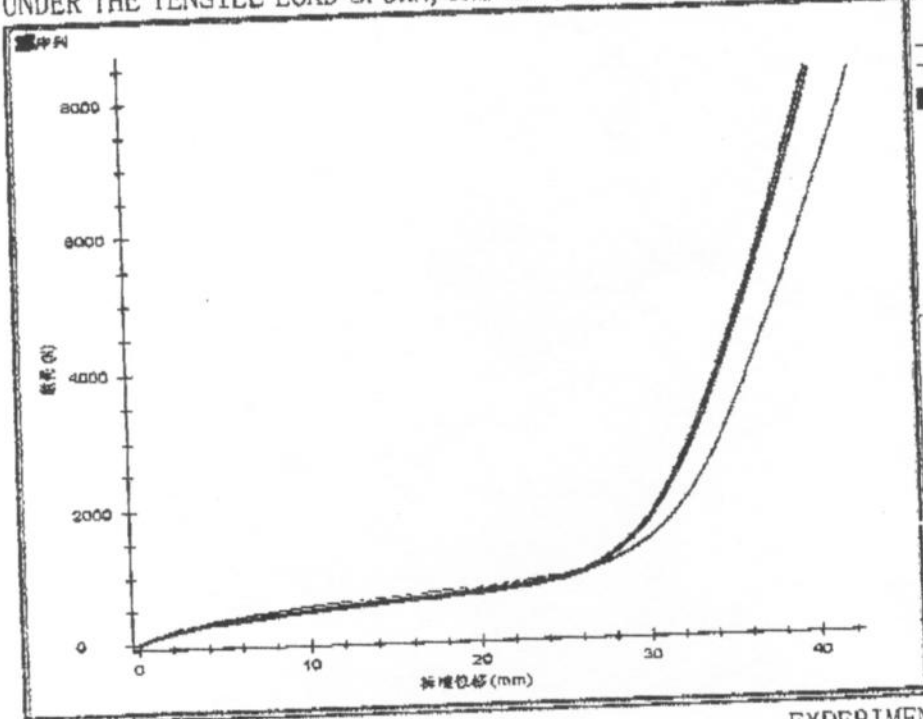
THE FIRST SAMPLE EVERY SIX HOURS
 THE GRAPH OF THE FORSE-EXTENSION (FOUR TIMES).
 UNDER THE TENSILE LOAD 8.3kN, THE AVERAGE COEFFICIENT OF EXTENSION IS 55.77%.



Nr	Rm N	日期
1	8295.58	2004-04-05
2	8234.80	2004-04-05
3	8295.49	2004-04-05
4	8286.04	2004-04-05


序列 n = 4	Rm N
x	8295.48
s	0.51
v	0.01

THE SECOND SAMPLE EVERY SIX HOURS
 THE GRAPH OF THE FORSE-EXTENSION (FOUR TIMES).
 UNDER THE TENSILE LOAD 8.3kN, THE AVERAGE COEFFICIENT OF EXTENSION IS 54.60%.



Nr	Rm N	日期
1	8237.16	2004-04-05
2	8235.34	2004-04-05
3	8237.19	2004-04-05
4	8236.88	2004-04-05

序列 n = 4	Rm N
x	8236.84
s	0.88
v	0.01

EXPERIMENTER: 
 April 12, 2004.
 THE REPORT IS ONLY THE SAMPLE-ORIENTED ANALYSIS